

GLOBAL Rotax MAX Challenge Technical Regulation 2022

Bulletin no.: 07

Valid as of: 2022 08 03

Addendum/changes (highlighted in yellow) to Global RMC Technical Regulation 2022, Edition 2021 10 12

6.10 Carburettor

Dellorto carburettor, housing must show the cast wording "VHSB 34"

Carburettor housing is stamped with "XS".

The complete inlet bore of the carburettor must show cast surface.

Optional carburettor plug screw marked "ROTAX" (ROTAX part no. 261 030) is legal to be used.

The two vent fittings must be connected with the original air vent hose min 155 mm (Rotax 260260). The location of the opening has to be placed at the rear side of the carburettor

Settings of the carburettor adjustment screws (idle and idle air) are free.

The position of the jet needle is free.

All jets must be correctly seated and securely fitted at any time (tightened)!


A minimum required size of main jet may be determined for each race event by a "Bulletin".

The complete inlet bore of the carburettor housing must show cast surface.

The venturi hole of the carburettor insert can show signs of a CNC control machining.

Carburettor insert maybe be supplied with 1 or 2 gaskets placed between the insert and body of the Carburettor as standard.

Carburettor can be used with and without fuel sieve in the carburettor housing.



REGULATION

GLOBAL RMC Technical Regulation



The height of the two arms of the float lever must be within the slot of the carburettor gauge (Rotax 277400) by their normal weight measured at carburettor housing without gasket in reverse upright position.



Needle valve assembly stamped "150"
Needle of needle valve marked with diamond symbol "INC" only.



Start jet is stamped with the digits "60".

Any Dellorto main jet number even if not offered from Rotax is legal to be used.

Carburettor slide shows digits "45" in casting.

Jet needle must be stamped with "K57".

Two floats marked "4,0 gr" are legal to be used only

Needle jet
Stamped with "DP267"
Total length: 51,0 +/- 0,5 mm



Length of bottom section: 33,0 +/- 0,45 mm



Top bore diameter 2,67 +/- 0,10 mm



REGULATION

GLOBAL RMC Technical Regulation



Idle jet

Idle jet has to be stamped with 60.
Plug gauge 0,65 mm may not enter the bore
(use jet gauge set Rotax part no. 281 920).



Idle emulsion tube

Idle emulsion tube has to be stamped with 45.
Plug gauge 0,50 may not enter the central bore.
(use jet gauge set Rotax part no. 281 920)



Atomizer

Remove atomizer from carburettor body by means of
of
venturi tool set (Rotax part no. 676 034);
Atomizer, total length: 23,75 +/- 0.35 mm



Atomizer, length of cylindrical part:
15,75 +/- 0,25 mm



Atomizer, dimension of cutaway: 5,8 +/- 0,3 mm



REGULATION

GLOBAL RMC Technical Regulation



Atomizer, dimension of cross bore: 5,0 +/- 0,15 mm




Carburettor insert must show stamping "12,5"



Angular bore of carburettor insert
Plug gauge 0,60 may not enter the bore
(use jet gauge set Rotax part no. 281 920).



Vertical bore of carburettor insert
Plug gauge 1,30 may not enter the bore
(use jet gauge set Rotax part no. 281 920).

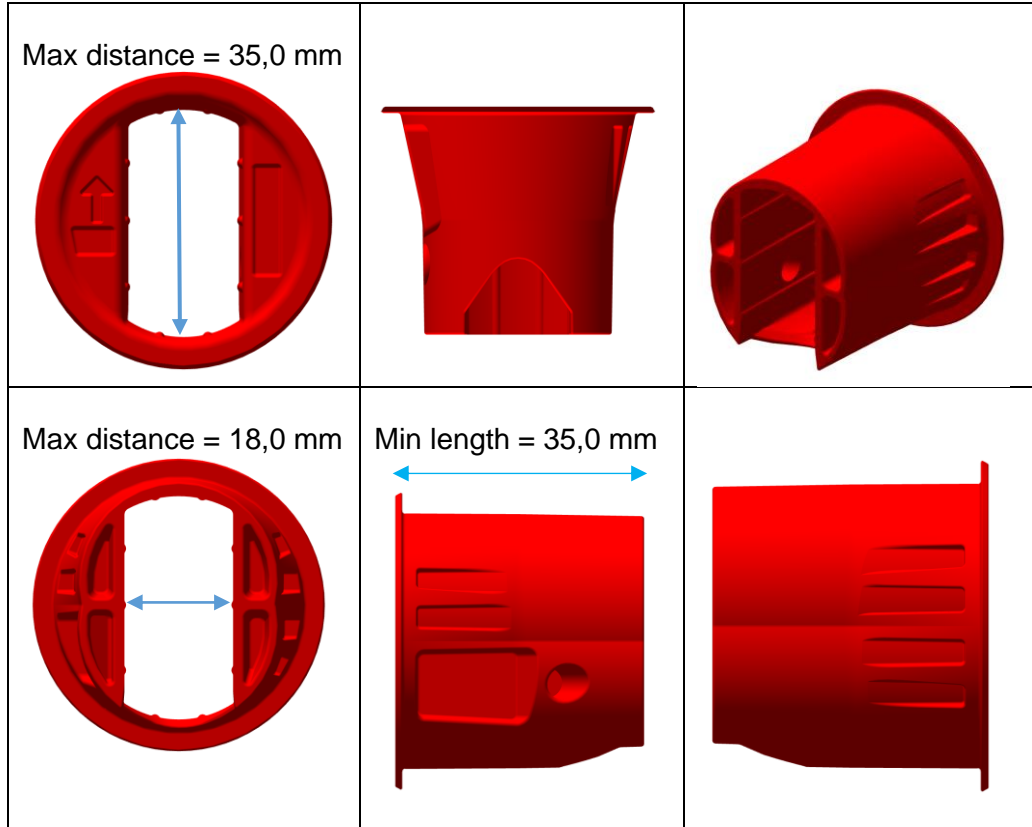


125 Micro MAX and Mini MAX:

The throttle body restrictor must be installed in the rear of the carburettor and in the correct orientation at all times (see picture 1 below for reference).

ROTAX part number: 267536

No modifications are allowed, the ribbed surface on the inlet is to help ensure dimensions have not been modified.



Picture 1.

